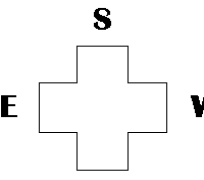


# Townsend JR. High Field Layouts

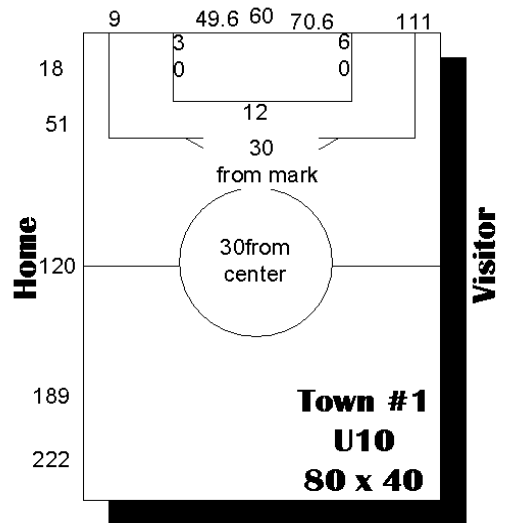


**Visitor**

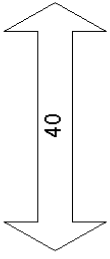
**Town # 2**

**U 12  
100 x 50**

**Home**




**Town #1  
U10  
80 x 40**



**Visitor**

**Town # 3  
U 12  
100 x 50**

**Home**



**Town #4**

**U5/ U6  
30 x 15**

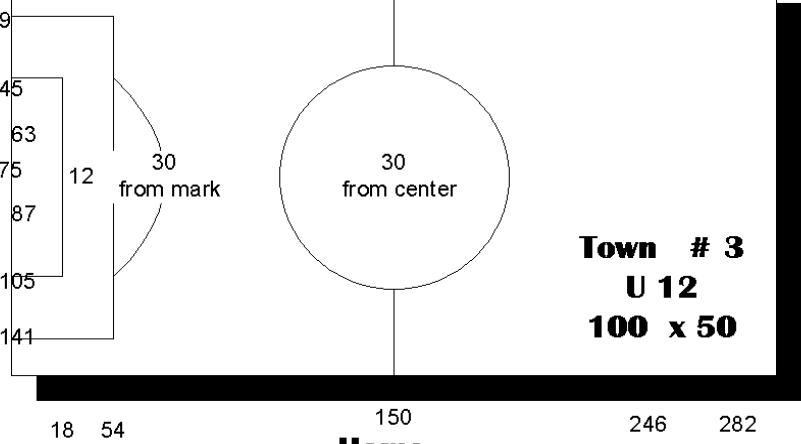
**Home**

**Town #4**

**U5/ U6  
30 x 15**

**Visitor**

**Townsend  
Jr. High**



How To Square the Field 3\*4\*5  
 Ex: Width 50 yds \* 3 Feet 150, 4 \* 50 = 200, 5 \* 50 = 250.  
 Measure Width 150, From Corner go 250 ft to 200 ft in Length.  
 Adjust until field is Square for Measurements.

